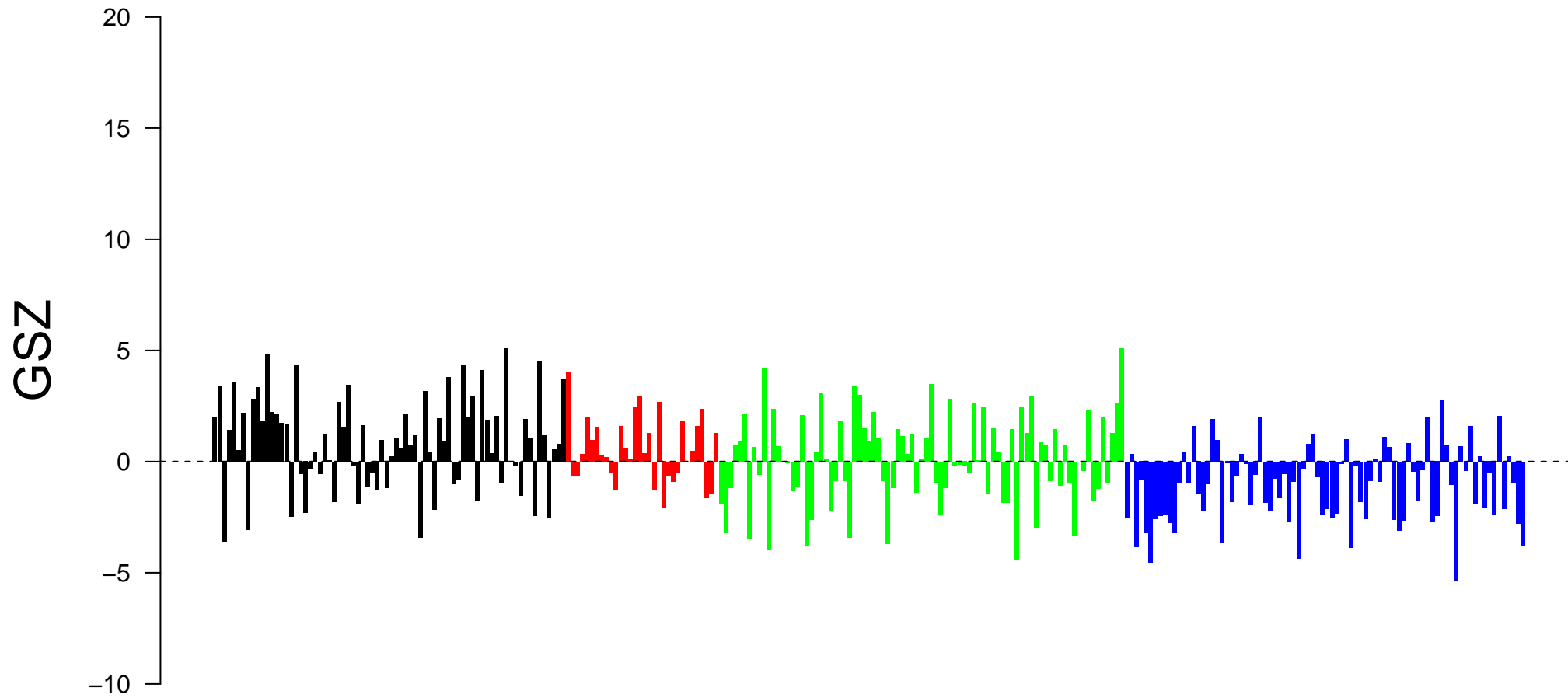
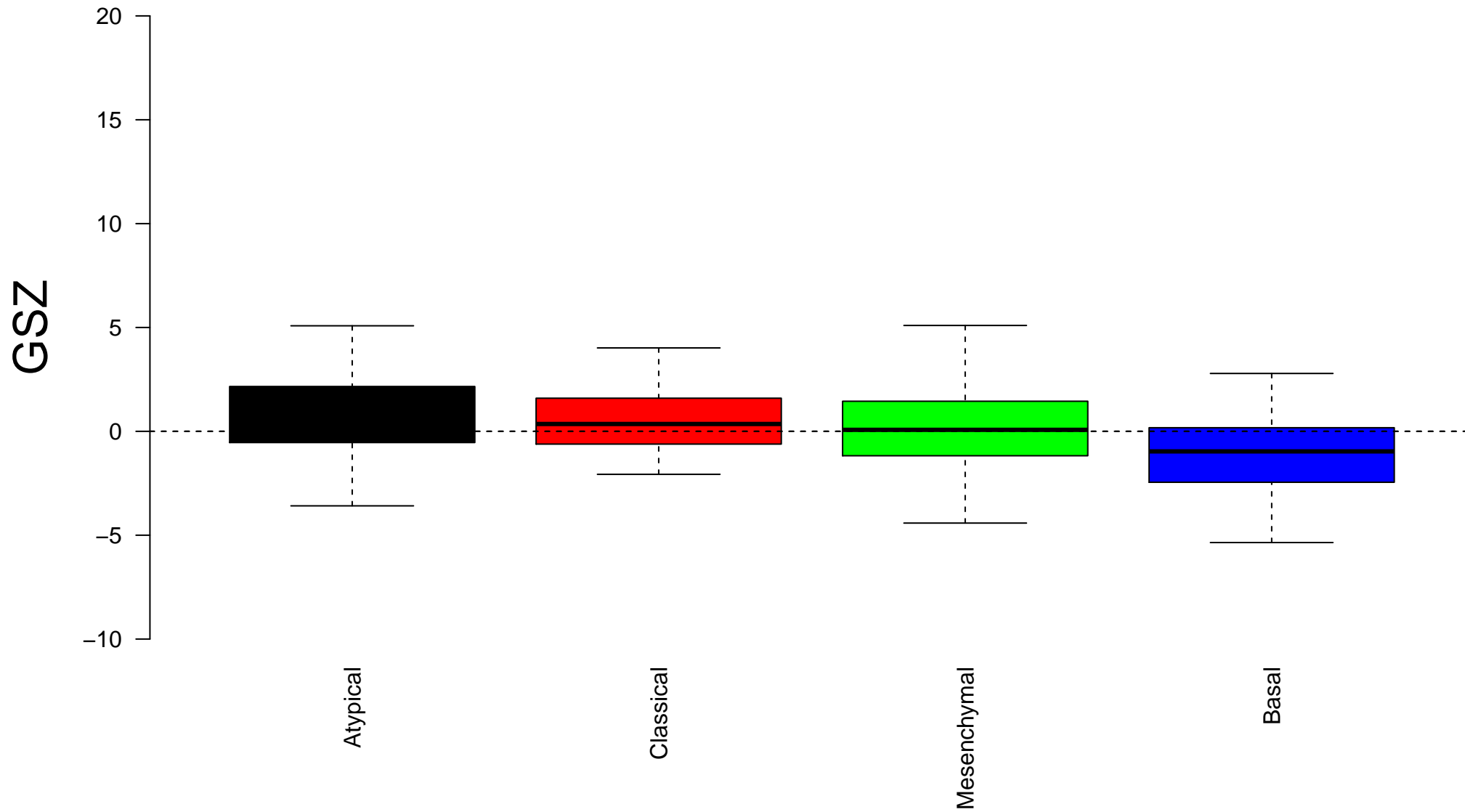


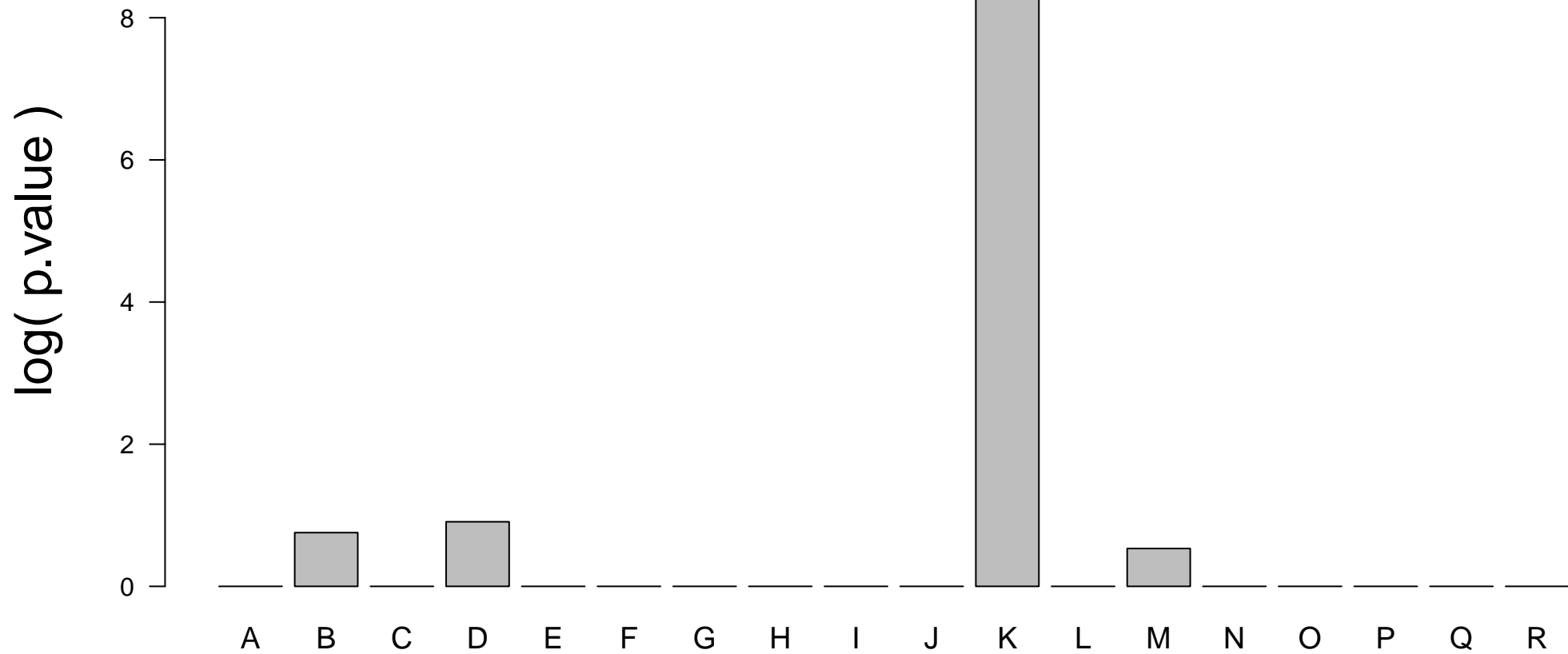
REACTOME_LAGGING_STRAND_SYNTHESIS



REACTOME_LAGGING_STRAND_SYNTHESIS



Enrichment in spots: REACTOME_LAGGING_STRAND_SYNTHESIS



Expression of REACTOME_LAGGING_STRAND_SYNTHESIS in Spot A

Δe

1.0

0.5

0.0

-0.5



Expression of REACTOME_LAGGING_STRAND_SYNTHESIS in Spot B

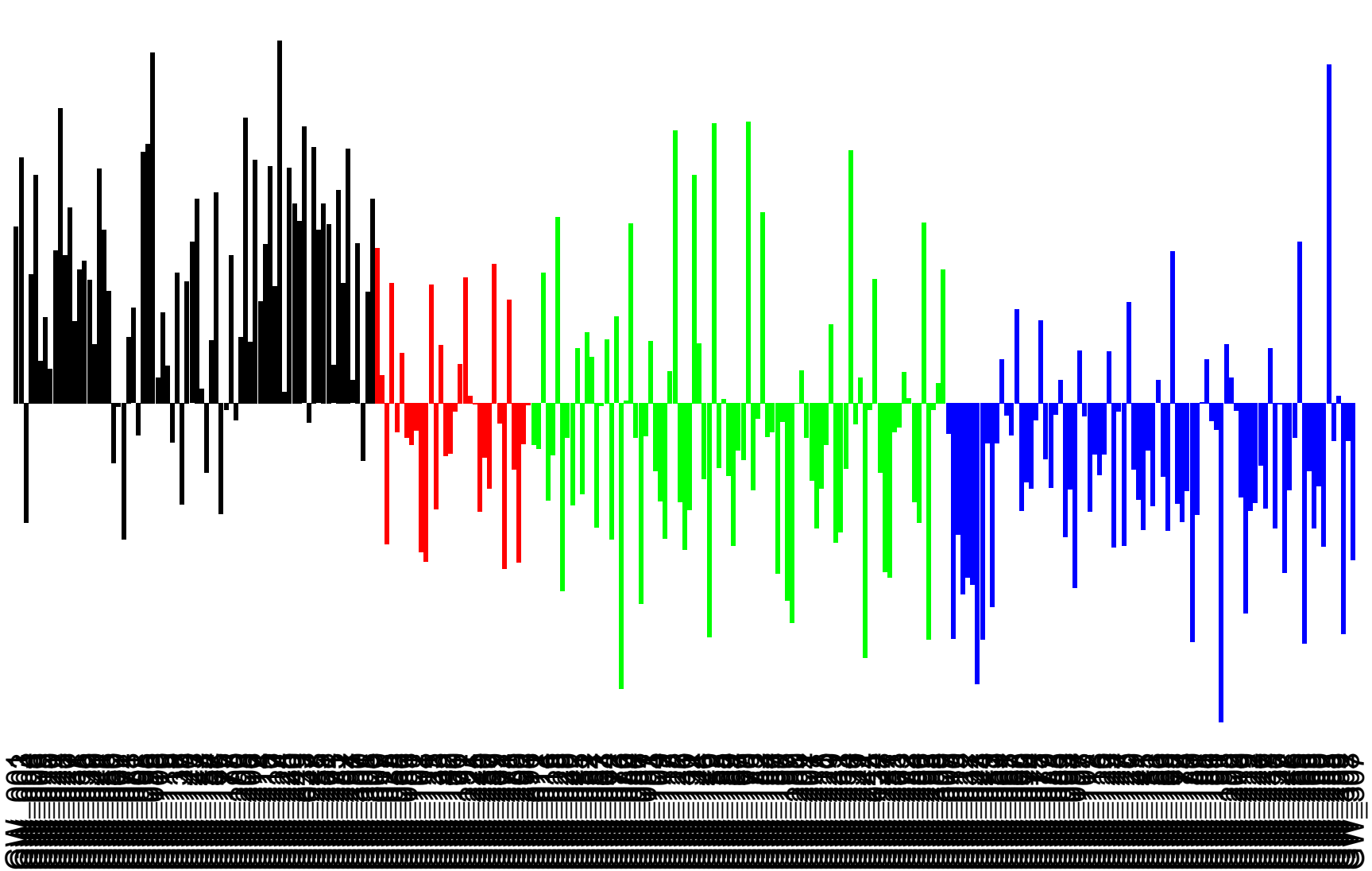
Δe

1.0

0.5

0.0

-0.5



Expression of REACTOME_LAGGING_STRAND_SYNTHESIS in Spot C

Δe

1.0

0.5

0.0

-0.5



Expression of REACTOME_LAGGING_STRAND_SYNTHESIS in Spot D

Δe

1.0
0.5
0.0
-0.5



Expression of REACTOME_LAGGING_STRAND_SYNTHESIS in Spot E

Δe

1.0

0.5

0.0

-0.5



Expression of REACTOME_LAGGING_STRAND_SYNTHESIS in Spot F

Δe

1.0

0.5

0.0

-0.5



Expression of REACTOME_LAGGING_STRAND_SYNTHESIS in Spot G

Δe

1.0

0.5

0.0

-0.5



Expression of REACTOME_LAGGING_STRAND_SYNTHESIS in Spot H

Δe

1.0


0.5

0.0


-0.5



Expression of REACTOME_LAGGING_STRAND_SYNTHESIS in Spot I



Expression of REACTOME_LAGGING_STRAND_SYNTHESIS in Spot J



Expression of REACTOME_LAGGING_STRAND_SYNTHESIS in Spot K

Δe

1.0
0.5
0.0
-0.5



Expression of REACTOME_LAGGING_STRAND_SYNTHESIS in Spot L

Δe

1.0

0.5

0.0

-0.5



Expression of REACTOME_LAGGING_STRAND_SYNTHESIS in Spot M

Δe

1.0
0.5
0.0
-0.5



Expression of REACTOME_LAGGING_STRAND_SYNTHESIS in Spot N

Δe

1.0

0.5

0.0

-0.5



Expression of REACTOME_LAGGING_STRAND_SYNTHESIS in Spot O

Δe

1.0

0.5

0.0

-0.5



Expression of REACTOME_LAGGING_STRAND_SYNTHESIS in Spot P

Δe

1.0

0.5

0.0

-0.5



Expression of REACTOME_LAGGING_STRAND_SYNTHESIS in Spot Q

Δe

1.0

0.5

0.0

-0.5



Expression of REACTOME_LAGGING_STRAND_SYNTHESIS in Spot R

Δe

1.0

0.5

0.0

-0.5

